


foster+freeman

Crime-lite

AUTO

FOR CRIME SCENE & LABORATORY



The most integrated, complete and compact forensics digital camera solution in existence

Crime-lite AUTO

Forensic Search and Capture



Full Spectrum UV-Vis-IR Camera with 55x Illumination Wavebands

Introducing the first in a new generation of forensic search and detection tools.

Combining the latest forensic imaging technology with high-intensity multi-spectral illumination, the new Crime-lite AUTO is a complete solution to the search, detection and capture of evidence.

A compact handheld device, with the weight and feel of a pro-grade digital SLR camera, the Crime-lite AUTO can reveal evidence including, body fluids (semen, saliva, and urine etc.); blood on dark fabrics; fingerprints; gunshot residues; and traces of physical evidence (glass, fibres, hairs, etc.)

Precision Imaging Camera


Document evidence at the crime scene using a UV-IR sensitive camera with autofocus macro lens.

UV-Vis-IR Illumination


Utilise up to 55 waveband combinations to detect a wide range of evidence types. Search beyond the visible spectrum using UV, Vis, and IR wide-angle lighting.

Intelligent Interface

View crystal clear live video and captured images on the Crime-lite AUTO's simply controlled, integral 7" touchscreen interface.



Detect, Examine, and Capture Evidence at the Crime Scene




DETECT BODY FLUIDS Fluorescence Examination

Powerful multispectral illumination reveals naturally fluorescent body fluids including semen, saliva, urine, vaginal fluids etc.



REVEAL BLOOD STAINS Live Infrared Examination

Realtime infrared examination can quickly locate the presence of blood against dark backgrounds.



VISUALISE FINGERMARKS Contrast Examination

Powerful illumination and camera technology enables the examiner to visualise fingerprints on a variety of substrates.

Reveal and Enhance the Visibility of Evidence

Performing real-time visible, fluorescent, and infrared examinations, the Crime-lite AUTO can quickly reveal the presence of evidence including body fluids (semen, saliva, sweat etc.), fingerprints, fragments of bone and tooth, hair, and suspect fibres, etc.

Optimised for mobile use, to be operated by examiners in full CSI-PPE kit, the compact device further improves the evidence workflow and increases the efficiency of examinations, by allowing video and images to be stored internally or exported to an external device for immediate digital transfer to the forensic laboratory.


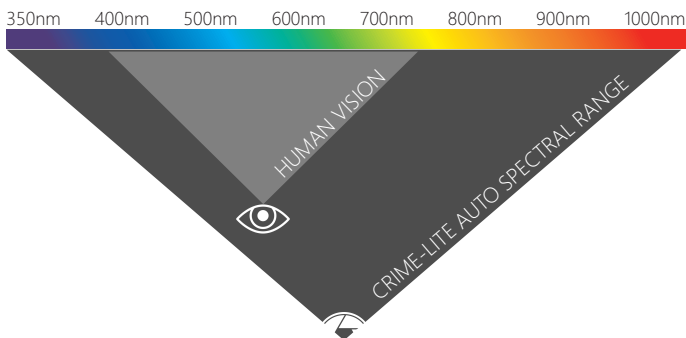
- ✓ **Body Fluids**
- ✓ **Fingerprints**
- ✓ **Trace Evidence**

Powerful Forensic DSLR Camera | Multi-Spectral Light Source

Wide-Angle Illumination with UV, White and IR LEDs

Multi-Spectral Illumination provides up to 55 waveband combinations

Precision 20MP Camera sensitive from UV-IR



Crime Scene Photography Without Limitations

Search for traces of evidence under UV, Visible and Infrared illumination, before documenting the scene using multi-spectral of photography to reveal evidence that cannot be seen by the naked eye.

Optimise Illumination to Reveal More Evidence

Select LEDs individually or in combination to create up to 55x wavebands of illumination for the detection of evidence, and for the excitation of fingerprint powders and naturally fluorescent body fluids.

Integral Touch Screen Display | Advanced Connectivity

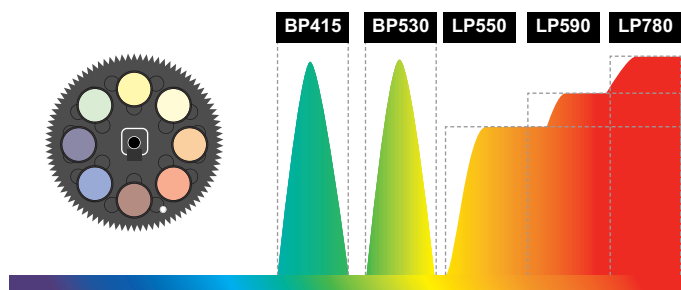
Advanced Connectivity
Bluetooth, Micro SD, USB & HDMI



Motorised Filter Wheel
with intelligent filter selection



Integrated 7" Multi-Touch Display
with forensic capture software



Intelligent Fluorescence Filter Selection

When alternating between illumination wavebands, the Crime-lite AUTO automatically selects the corresponding fluorescence imaging filter to optimise evidence visualisation. Full manual control of filter selection is also available.



Uncomplicated 7" multi-touch interface

Intuitive and easy to use, the Crime-lite AUTO's large touch screen interface provides complete control of all camera and illumination functions and settings whilst displaying crystal clear live and stored images of evidence.

Crime-lite AUTO System Specifications

System Hardware

CAMERA

- High sensitivity colour/IR camera
- Autofocus macro lens
- High resolution still images (5456x3632px)
- HDMI live video output

ILLUMINATION

- High intensity LED illumination ring:
- UV 365nm, Violet 410nm, Blue 445nm, Blue Green 475nm, Green 520nm, Orange 590nm, Red 640nm
 - 4x LED per wavelength
 - Combine LEDs to provide up to 55 combinations
 - Brightness control function

2x Wide-angle LED illumination arms:

- UV 365nm, White VIS, IR 850nm
- 2x UV LED, 1x White LED, and 1xIR LED per arm

IMAGING FILTERS

- 9-position motorised filter wheel
- Longpass filters at:
VIS, 455nm, 495nm, 550nm, 590nm, and 780nm
 - Bandpass filters at:
UV 315-380nm, 415nm, and 530nm

INTERFACE

- 7" multi-touch IPS TFT display
- Internal processor (no PC required)
- App' style user interface
- WiFi and Bluetooth connectivity

Optional Accessories

SPARE 2AH BATTERY QCL/AUTO/ACC/1
High capacity 12V V 2Ah Lithium Ion battery with battery fuel gauge and battery protection circuit

SPARE 4AH BATTERY QCL/AUTO/ACC/2
High capacity 12V 4Ah Lithium Ion battery with battery fuel gauge and battery protection circuit

RAPID BATTERY CHARGER QCL/AUTO/ACC/3
Charge Crime-lite AUTO Li-Ion batteries. Includes charge status display

AC MAINS POWER ADAPTOR QCL/AUTO/ACC/8
Operate the Crime-lite auto via AC mains power

CARRY CASE QCL/AUTO/ACC/4
Rugged, waterproof case with machined foam cut-outs

ADJUSTABLE SHOULDER/NECK STRAP QCL/AUTO/ACC/5

HIGH SPEED 128GB MICRO SD CARD QCL/AUTO/ACC/6
Store >2000 uncompressed images

HIGH SPEED USB MEMORY STICK QCL/AUTO/ACC/7

Dimensions



- H 126mm x W 207mm x D 159mm (excluding battery)
- Weight (when fitted with 2Ah battery) 1.6kg (approx.)

System Software

Crime-lite AUTO functions are carried out via an 'App' style interface using the system's integrated multi-touch display:

- Live video search and capture (AVI)
- High-resolution capture of still images (BMP, TIFF, PNG, JPG)
- Complete control of all camera settings
- Complete control of all illumination settings
- Manual or semi-automated 'intelligent' filter selection
- Pull-out image gallery of all recent work
- Live/stored image comparison
- Save and Recall images with examination settings
- Timestamp captured video and images
- Export images and data to external USB
- Option to connect secondary viewing monitor via HDMI

